

What we offer:

Artefact handling
 Living history sessions
 Trial re-enactments
 Town trails
 Discovery sheets
 Outreach service
 Gallery visits
 Risk assessment
 guidance

Special Needs sessions
 (Please phone us to discuss
 how any of our sessions can
 be adapted to meet the
 needs of your group).



What we aim to do in our school sessions:

- Develop pupils' knowledge and understanding of the past
- Bring history to life
- Develop skills in historical enquiry
- Stimulate thinking skills
- Develop speaking and listening skills
- Introduce new vocabulary
- Provide pupils with an experience they will remember and enjoy
- Give children a connection with the past

Verulamium Museum



KEY STAGE 2 SESSIONS

Roman Market (QCA History Unit 6a) - Mondays only

Exploring the differences between shopping in Roman times and the present day. The children will shop in a 'Roman Market', buying various (replica) goods. Everyone is encouraged to dress up in replica costumes provided by us, including the accompanying adults!

* **Blanket Dig (chronological understanding) - Tuesday - Friday**

Only suitable for groups of less than 20 children, as they participate in the simulation of an archaeological dig and see what survives through the ages from the Stone Age to the present day. After handling and talking about the objects the children will be able to draw them. Please bring pencils and paper.

(* also available as an outreach session)

KEY STAGES 2 & 3

Roman Artefact Handling Sessions (QCA History Unit 6a) - Tuesday - Friday

Our ever-popular artefact handling sessions allow the children the opportunity to handle real Roman artefacts & replicas of rarer objects. The session is based around the theme of 'Everyday Life in Roman Britain'.

To explore Roman Verulamium further you could visit the following:

- The Hypocaust and Roman walls in Verulamium Park
- The Roman Theatre in the nearby Gorhambury Estate
- The Cathedral and Abbey church of St Albans

You could also visit the Roman Baths in Welwyn

KS2

KS2

KS2/3

Museum of St Albans

FOUNDATION AND KEY STAGE 1 SESSIONS



*** Victorian washday (QCA History Unit 2)**

In this active session, the children will learn about the labour-intensive processes involved in washing clothes in the past. A variety of real and replica artefacts are used.

*** Toy Box Sessions (QCA History Unit 1/Science Unit 1c)**

The children will learn about toys of the past; the materials that they were made of and how they worked. They can look at some old toys, and play with a variety of reproductions.

*** Costumes through Time (Chronological understanding/QCA Science Unit 1c)**

The children will learn about clothing in the past and the styles and materials used to make them. They will look at replica clothing from Ancient Egypt, Roman Britain, Tudor and Victorian times. Some children will be needed as models.

(also available as an outreach session)*

Museum of St Albans

KEY STAGE 2 SESSIONS



* **Ancient Egyptians** (QCA History Unit 10)

The children will handle a variety of Egyptian objects (real and replica) to learn about life and religious beliefs in Ancient Egypt. Some dressing up is involved.

* **Living History Session with Lord Carnarvon** (QCA History Unit 10)

The children will learn all about the amazing discovery of Tutankhamun's tomb and the treasures that were found inside. They will also help Lord Carnarvon to identify some real Egyptian artefacts.

(* also available as an outreach session)

Museum of St Albans

KEY STAGE 2 SESSIONS



Tudor St Albans (QCA History Unit 8)

The children will examine a variety of sources of evidence to learn about the lives of the rich and poor in Tudor St Albans. These include Tudor names / occupations, artefacts (real and replica) and building materials. Some dressing up is involved.

Living History Session with Goodwife Eileen Currant in her Tudor Kitchen (QCA History Unit 8)

The children will learn how the Tudors cooked, served food and washed up. The children can handle a variety of artefacts (real and replica), real herbs and spices, and some dressing up is involved.



Either Tudor session can also include a Town Trail, in which the children are taken to see some Tudor buildings and sites in St Albans. This includes an exciting tour of the medieval Clock Tower, the top of which affords an amazing view of St Albans Abbey and the boundaries of the Tudor town can be seen.

To explore Tudor St Albans further you could visit the Cathedral and Abbey Church of St Albans.

Museum of St Albans The Old Courtroom

KEY STAGE 2 SESSIONS



Victorian Courthouse Experience (QCA History Unit 11/Citizenship Unit 8)

This exciting session takes place in the old Magistrates' Court in St Albans Town Hall. The children will have the opportunity to re-enact 2 trials involving child defendants inside the building where the original trials took place! All characters, charges and sentences are historically accurate.

This session includes a visit to the cells beneath the courtroom.

*** Victorian Childhood (QCA History Unit 11)**

The children will investigate some real and replica Victorian artefacts to learn about the jobs that children did in the area and what schools were like at this time.

(*also available as an outreach session)

Victorian Town Trail



School Children taking part in St Albans Museums Victorian Town Trail. The building behind them is the old prison.

Victorian Town Trail (History, Geography) Key Stage 2

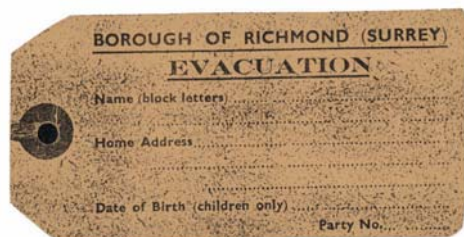
This fascinating trail covers a variety of the many changes that took place in St Albans in the Victorian era. Themes covered include technological advances such as the coming of the railways and social changes with the emergence of Board Schools

To explore Victorian St Albans further you could also visit the Cathedral and Abbey Church of St Albans.

KS2

Museum of St Albans

KEY STAGE 2 SESSIONS



* The Home Front – World War II (QCA History Unit 9)

The children will learn about life in St Albans during the Second World War. They can handle artefacts (real and replica), clothing and a variety of photographs.



Life on the Home Front

















In the Second World War (History, Drama, Literacy)

In this active, cross-curricular session, through the investigation of a variety of historical sources of evidence (written, photographic, real and replica artefacts) and drama role play, the children will learn what it was like to live at this time. Follow up activities are also provided.

* Life in the 1950s (QCA History Unit 13)

The children will learn about life in this period by examining and handling a variety of household objects. They will also have the opportunity to learn a dance and some skipping games, play with a hula hoop and there will be some dressing up.

HERE IS WHAT YOU HAVE SAID ABOUT US

		
<p>1 = I 2 = II 3 = III 4 = IV</p>    	 <p>Bishop Perrin School Hospital Bridge road Whitton Middlesex TW26LF</p> <p>Dear St Albans museum,</p> <p>Thank you for inviting us to your museum I had a marvelous day but my favorite bit was the workshop. I couldn't believe I was actually touching real Roman things and it was also sunny when Danick and Kie dressed up in Roman clothes.</p> <p>Love Rebecca xx</p>	    
		

Dear Fiona

Thank you for a lovely time we all really enjoyed it. My best part was the courtroom that was fun! Playing with the Victorian toys was cool. I can't believe we all really got to see all those Victorian toys that were over 100 years old!

Thanks again
from
Rebecca

Wax Doll



Picture



Spinning Picture Wheel

Turny Cards



Victorian Teddy



Ball Game





PRACTICALITIES

OPENING TIMES

Museum of St Albans: Monday – Saturday 10.00 – 5.00, Sunday 2.00 – 5.00

Verulamium Museum: Monday – Saturday 10.00 – 5.30, Sunday 2.00 – 5.30

RISK ASSESSMENTS

To assist teachers in the production of risk assessments, they are welcome to make a preliminary visit to the museum free of charge. Please let staff know on arrival that you are making a Risk Assessment visit. For further guidance the Museum's OV6 Risk Assessment form is available on the Museum's website.

LUNCH

School groups visiting the museum may be able to book a lunch room at the nearby Inn on the Park 01727 838246 (10-12 & 2-4)

St Michael's Church Hall 01727 835037 (9-1)

Cricket Pavilion in the park can be booked through the Education Administrator and invoiced separately.

If the weather is fine Verulamium Park is ideal for picnics.

Groups visiting the Museum of St Albans might be able to eat in the Museum activity room. The Museum has a lovely wildlife garden to picnic in. (Please note there is a fishpond in the garden.)

MUSEUM SHOPS

Both the Museum of St Albans and Verulamium Museum have excellent shops, where you can purchase a wide range of resources and books relevant to various history topics. For school parties we have a wonderful variety of pocket money priced souvenirs and beautiful postcards. Souvenir bags can be made up to order.

10% discount is offered to teachers on Educational purchases over £20 in either shop.

COSTS

- Admission to Verulamium Museum is **£2.00** per person (children & adults) (free admission for schools in the St Albans District).
 - Admission to the Museum of St Albans is free.
 - Each one hour session at either Museum or the Old Magistrates' Court costs **£60.00** for a maximum of 35 children.
 - Life on the Home Front lasts 2 hours and costs **£90**
 - Sessions at the Museum of St Albans which include a Town Trail last up to 2 ½ hours (with a short break in the middle) and cost **£70.00**.
 - Outreach sessions cost **£70.00** per hour and are available to schools within a 30 minute radius of St Albans.

HOW TO BOOK

All visits to either museum must be booked in advance through our Education Administrator on **01727 751820** between 9.30am and 4.00pm Tues - Fri. Or e-mail Brian.marpole@stalbans.gov.uk

www.stalbansmuseums.org.uk



COACH PARKING

There is an NCP car park opposite Verulamium Museum. There is no coach parking at the Museum of St Albans but coaches may drop off there and park at Westminster Lodge car park. Both car parks cost £14 per day.

HOW TO FIND US

Museum of St Albans: 9A Hatfield Road, St Albans, AL1 3RR.
Tel. 01727 819340, Fax 01727 837472

By Rail: 10 minute walk from St Albans City Station, from St Pancras/Bedford or 20-30 minute walk from St Albans Abbey Station from Euston/Watford Junction

Verulamium Museum: St Michael's, St Albans, AL3 4SW
Tel. 01727 751810, Fax 01727 859919

By Bus: No.300 from City Centre & St Albans City Station

By Rail: 40 minute walk from St Albans City Station, from St Pancras/Bedford or 20 minute walk from St Albans Abbey Station from Euston/Watford Junction

